






Basic Approach to Musculoskeletal Ultrasound

Program Objectives:

- ✓ To understand the basic principles of diagnostic musculoskeletal ultrasound
- ✓ To be able to identify normal ultrasound appearance of the joints and surrounding structures
- ✓ To acquire hand on experience in the operation of ultrasound machines

| TIME | SESSION | SPEAKER |
|---------------|-------------------------------------|--|
| 08:30 - 09:00 | Registration | |
| 09:00 - 09:45 | Introduction to MSK Ultrasound | Dr. Ghita Harifi  |
| 09:45 - 10:15 | Hand & Wrist Joints Presentation | Dr. Ghita Harifi  |
| 10:15 - 11:15 | Hands on session (Hand & Wrist) | |
| 11:15 - 11:30 | Coffee Break | |
| 11:30 - 12:00 | Knees and Elbow Joints Presentation | Dr. Samy Slimani  |
| 12:00 - 13:00 | Hands on session (Knees & Elbows) | |
| 13:00 - 14:00 | Lunch | |
| 14:00 - 14:45 | Foot & Ankle Joints Presentation | Dr. Assia Haddouche  |
| 14:45 - 15:45 | Hands on session (Foot & Ankle) | |
| 15:45 - 16:00 | Coffee Break | |
| 16:00 - 16:30 | Shoulder Joint Presentation | Dr. Hussain Al Bulushi  |
| 16:30 - 17:30 | Hands on session (Shoulder) | |
| 17:30 - 17:40 | Closing & Remarks | Dr. Farida Al Balushi  |